DIGITUS® SNMP & WEB Card for DIGITUS® OnLine UPS Units

DN-170100-1

EAN 4016032485988



SNMP card V2.0,for DIGITUS OnLine UPS rack mounts DN-170xxx

The Digitus SNMP card is an optional add-on solution for control and monitoring of connected Online UPS units. With internet, users can access the UPS from anywhere when integrated with the SNMP card. The solution allows to perform certain critical tasks such as scheduled shutdowns and startups. The auto-shutdown software helps to protect the servers and workstations from data loss due to power failure. Logging of measured values and alarm events makes it possible to track the operational history of the UPS. It is suitable for all DIGITUS® OnLine UPS units of DN-170xxx series.

The SNMP card offered in a plug and play design for easy integration allows remote access for monitoring the UPS operations.

- Allows control and monitoring of multiple UPS units through RJ45 network connection
- Real-time dynamic graphs of UPS data (voltage, frequency, load level, battery level)
- Warning notifications via audible alarm, broadcast, mobile messenger, e-Mail and SNMP traps
- Historic data log stored in centralized PC database
- Password security protection and remote access management
- Interface: High-speed asynchronous RS232 serial interface for communication with UPS
- Network Protocol: TCP/IP, UDP, SNMP, SSL, Telnet, HTTP, SMTP, DHCP, DNS, etc.
- LED indicators: Power, Status, Run, LAN 10/100M Link/Active
- CPU: ARM 300MHz 32-bit
- SDRAM: 64M Byte SDRAM
- Flash: 128M Byte NAND Flash
- LAN Port: 10/100M UTP
- Input Power (DC): 8-15V
- Power Consumption: Max. 3W
- Dimension (DxWxH) mm: 81x 52x 26

Package contents

- 1 x SNMP Card for Online UPS

Logistics

	Number (pcs)	Weight (kg)	Depth (cm)	Width (cm)	Height (cm)	cm³
Packaging Unit Carton	40	5.30	38.20	59.20	35.00	79,150.40
Packaging Unit Inside	1	0.13	0.00	0.00	0.00	0.00
Packaging Unit Single	1	0.13	5.10	8.90	20.20	916.88
Net single without Packaging	1	0.03	2.60	5.20	8.00	0.00

Druckfehler, Irrtümer und technische Änderungen sind vorbehalten. | Printing errors, falsities and technical changes remain reserved.

More images:









Safety notes

- The UPS system must be absolutely dry before it is installed. Please allow the UPS system to acclimatize for at least two hours to adapt to the environment.
- Protect the UPS system from water or moisture.
- Avoid direct sunlight or installation near heat sources.
- Do not block any ventilation openings in the housing.
- Do not connect any devices or appliances that would overload the system.
- Lay cables so that nobody can step on them or trip over them.
- Do not connect any household appliances to the output sockets of the UPS system.
- Only connect the UPS system to an earthed and easily accessible socket.
- Only use VDE-tested, CE-marked mains connection cables at the input and outputs.
- Never disconnect the mains connection cable during operation as this would cancel the protective earthing of the UPS system and all connected loads.
- The UPS system has its own internal power source. The output sockets or output terminals of the UPS system can be energized even if the UPS system is not connected to the building cabling.
- To switch off the UPS system completely, first press the OFF/Enter button to disconnect the mains.
- Caution - Risk of electric shock. Even after disconnecting the device from the mains, the components inside the UPS system are still connected to the battery. There is a risk of electric shock.
- Only persons who are sufficiently familiar with batteries and the necessary safety precautions may replace batteries and monitor operation.
- Caution - Risk of electric shock. The battery circuit is not isolated from the input voltage. Dangerous voltages can occur between the battery terminals and the ground. Ensure that no voltage is present before touching!
- When replacing the batteries, install the same number and type of batteries.
- Do not open or destroy batteries. Leaking electrolyte can injure the skin and eyes and may be toxic.
- The appliance may only be opened and repaired by a trained specialist.

EU responsible person

EU based economic operator ensuring the product complies with the required regulations.

ASSMANN Electronic GmbH
Auf dem Schüffel 3
Lüdenscheid, Germany
https://www.assmann.com
info@assmann.com