DIGITUS® 8-Port Gigabit PoE Networkswitch, Desktop, L2 managed, 2 Uplinkports, SFP, 86 W, af/at

DN-95344

EAN 4016032455103

L2 managed Gigabit Ethernet PoE Switch 8-port PoE + 2-port SFP, 86W PoE budget

The DIGITUS® L2 managed Gigabit PoE Switch with 8 PoE+ ports and 2 Gigabit SFP ports is ideal for use in various network topologies such as SMBs. The extensive L2 configuration options allow you to increase the performance and efficiency of your network. The switch offers the possibility to segment the network via VLAN, the QoS feature ensures smooth data exchange for time-critical applications. The Spanning Tree Protocol or the Port Trunk can be used to create fail-safe connections with other switches. The switch can be managed via the web interface, SNMP, SSH or Telnet.

Integrated Power over Ethernet (PoE) and network management features for small and medium network environments

- 8-Port 10/100/1000Base-T with PoE support
- 2-Port Gigabit SFP Uplink
- PoE- Current output 44 ~ 57V DC voltage, max. 30 W per port
- PoE Power Mode A, PIN 1/2(+), 3/6(-)
- VLAN settings Port-based / Tag-based / MAC based / IP-based / Voice VLAN / VLAN mapping / Double VLAN
- Trunk settings, Rapid Spanning Tree support (IEEE802.1d STP, IEEE802.1w RSTP, IEEEEEE802.1s MSTP
- QoS support
- MAC address filtering, TCP/UDP filtering
- Tacacs+ and Radius authentication
- Supports non-blocking, non-head-of-line forwarding
- Supports back-pressure and bandwidth control at each port
- Store-and-forward technology for optimized data transfer
- Automatic speed and half/full duplex detection/adjustment
- Auto MDI / MDI-X function
- Backplane with 20Gbps
- Supports up to 8K MAC addresses
- Maximum output line 86 Watt
- Power consmption: 5W
- DC plug Size: 5.5x2.1mm

Attributes

- Number of ports: 8
- PoE Power budget: 86 W
- PoE standard: IEEE802.3at (PoE+)
- Ethernet speed: Gigabit
- Industrial usage: no
- Installation type: Desktop, 19 inch
- Managed: yes
- Number of ports (Uplink): 2
- Outdoorsuitable: no
- PoE (Power over Ethernet): yes
- Protection against vanadlism: no
- Uplink port connection: SFP
- VLAN: yes

Package contents

- 8-Port L2 managed PoE Gigabit Switch
- Quick start guide
- Power supply
- Mounting accessories

Logistics

	Number (pcs)	Weight (kg)	Depth (cm)	Width (cm)	Height (cm)	cm³
Packaging Unit Carton	10	16.01	34.00	28.00	48.00	45,696.00
Packaging Unit Inside	1	1.60	10.00	16.50	27.50	4,537.50
Packaging Unit Single	1	1.60	3.90	11.50	25.00	1,121.25
Net single without Packaging	1	0.67	3.90	11.50	25.00	0.00

Druckfehler, Irrtümer und technische Änderungen sind vorbehalten. | Printing errors, falsities and technical changes remain reserved.

More images:

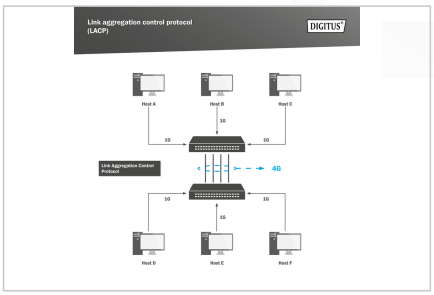



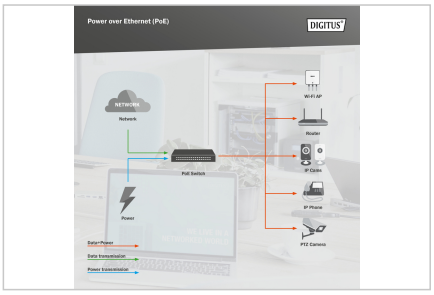

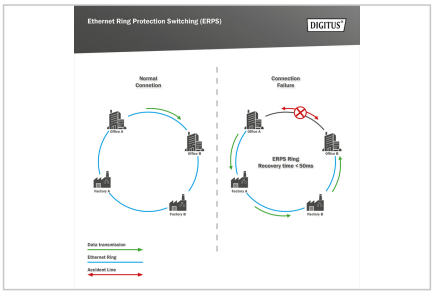

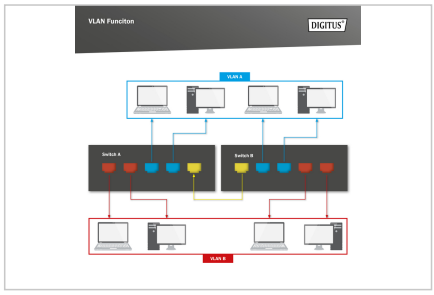

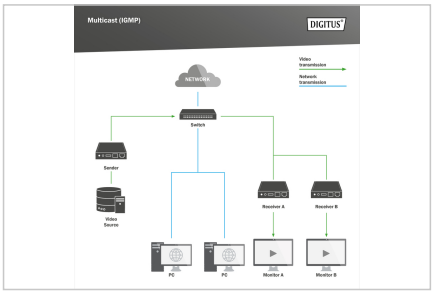

Safety notes

- This product is intended for indoor use only.
- Read all instructions and follow all warnings and instructions on the device.
- Do not place this appliance on an unstable surface (such as a trolley, stand, table, etc.).
- Do not use this appliance near water.
- Do not place this appliance near or above a radiator.
- The housing is equipped with openings for heat dissipation and ventilation. To prevent overheating during operation, the ventilation openings must not be blocked or covered.
- Do not place the appliance on a soft surface (e.g. bed, sofa, blanket, etc.). This will block the ventilation.
- The appliance must not be installed in a closed environment if adequate ventilation is not guaranteed.
- Do not spray any liquids onto the appliance.
- Disconnect the mains plug before cleaning. Do not use any liquid or foam cleaners.
- Clean the appliance with a damp cloth.
- Connect the device according to the power supply on the rating plate.
- To prevent damage to the appliance, it is important that all appliances are properly earthed.
- Do not place any objects on the power cable and lay it in such a way as to avoid tripping hazards.
- Use a surge protector, a regulator or an uninterruptible power supply (UPS) to protect your system from sudden, temporary and reduced power.
- Secure the system cable and mains cable properly and ensure that no objects are pressing on the cable.
- Do not insert any objects into the appliance through the openings in the housing. There is a risk of a short circuit, which can lead to fire or electric shock.
- Do not attempt to repair the appliance yourself. Always contact an authorized customer service centre.
- If any of the following conditions occur, unplug the appliance and send it to an authorized service centre for repair

- The mains cable, power supply unit or plug for the power supply is damaged or worn;
- Liquid has penetrated the appliance;
- The device has been exposed to rain or water;
- The device has been dropped or the housing has been damaged;
- The function of the device has obviously changed;
- The appliance cannot be operated as described in the operating instructions.

EU responsible person

EU based economic operator ensuring the product complies with the required regulations.

ASSMANN Electronic GmbH
Auf dem Schüffel 3
Lüdenscheid, Germany
https://www.assmann.com
info@assmann.com