DIGITUS® 17" LCD KVM Console, 1-Port VGA, US Keyboard

DS-72210-1US

EAN 4016032449294

Modularized 43,2cm (17") TFT console with 1 port KVM, US keyboard, RAL 9005 black

Due to its modular design, the DIGITUS® 17" TFT console offers a multitude of individual configuration possibilities, so that it can be adjusted to the area in which the console is being used. As a result, the console is economical and can be upgraded and/or converted at any time with further modules. Due to the flexible configuration, a high level of future security of the console is thus guaranteed. The modular console consists of a 17" monitor, 1-port KVM switch, keyboard and the touchpad.

Highest degree of flexibility during the administration of the server farm

- TFT monitor 43.2 cm (17"), with anti-reflective, break-proof protective glass screen
- Resolution: 1280x1024 at 60 Hz
- Console creates up to 85% more space
- Contrast ratio: 1000:1
- Supports: 16.7 M colors
- Including 1-port KVM switch
- Including US keyboard
- Mouse touch-board with two function keys
- The console can be completely extracted from the server cabinet, and the TFT screen can be tilted through 120 degrees
- Gross weight: 19,15 kg
- The consoles have safety locking in order to prevent damage
- Space-saving housing (1U), black (RAL 9005)
- Power Spec: AC 100-240V
- Power Consmption: 30W
- DC plug Size: 5.5*2.1mm

Attributes

- Cascading possible: yes
- Interface: VGA
- Keyboard Layout: US
- Number of ports: 1
- Screen size: 17 inch

Package contents

- Modular 17" console
- 1-port KVM switch
- Keyboard
- Quick start guide
- Power adapter
- Mounting material

Logistics

	Number (pcs)	Weight (kg)	Depth (cm)	Width (cm)	Height (cm)	cm³
Packaging Unit Carton	1	23.36	81.00	70.50	19.50	111,355.00
Packaging Unit Inside	1	23.36	81.00	70.50	19.50	111,355.00
Packaging Unit Single	1	23.36	81.00	70.50	19.50	111,355.00
Net single without Packaging	1	12.54	69.50	48.00	4.50	0.00

More images:





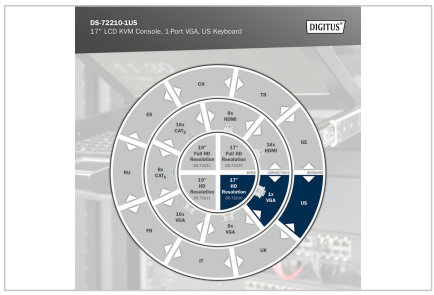

Safety notes

- This product is intended for indoor use only.
- Read all instructions.
- Follow all warnings and instructions on the device.
- Do not place this appliance on an unstable surface (such as a trolley, stand, table, etc.).
- If this appliance falls, it can cause serious damage.
- Do not use this appliance near water.
- Do not place this appliance near or above a radiator.
- The housing is equipped with openings for heat dissipation and ventilation. To prevent overheating during operation, the ventilation openings must not be blocked or covered.
- Do not place the appliance on a soft surface (e.g. bed, sofa, blanket, etc.). This will block the ventilation.
- The appliance must not be installed in a closed environment if adequate ventilation is not guaranteed.
- Do not spray any liquids onto the appliance.
- Disconnect the mains plug before cleaning. Do not use any liquid or foam cleaners.
- Clean the appliance with a damp cloth.
- Connect the device according to the power supply on the rating plate.
- This device is designed for the IT distribution system with 100 V - 230 V voltage.
- To prevent damage to the appliance, it is important that all appliances are properly earthed.
- Do not place any objects on the power cable and lay it in such a way as to avoid tripping hazards.
- If an extension cable is used for the appliance, make sure that the total capacity of all products using the cable does not exceed the current load.
- Ensure that the total current of all products connected to the socket does not exceed 15 A.

- Use a surge protector, a regulator or an uninterruptible power supply (UPS) to protect your system from sudden, temporary and reduced power.
- Secure the system cable and mains cable properly and ensure that no objects are pressing on the cable.
- Do not insert any objects into the appliance through the openings in the housing. There is a risk of a short circuit, which can lead to fire or electric shock.
- Do not attempt to repair the appliance yourself. Always contact an authorized customer service centre.
- If any of the following conditions occur, unplug the appliance and send it to an authorized service centre for repair
- The mains cable or plug is damaged or worn;
- Liquid has penetrated the appliance;
- The device has been exposed to rain or water;
- The device has been dropped or the housing has been damaged;
- The function of the device has obviously changed;
- The appliance cannot be operated as described in the operating instructions.

EU responsible person

EU based economic operator ensuring the product complies with the required regulations.

ASSMANN Electronic GmbH
Auf dem Schüffel 3
Lüdenscheid, Germany
https://www.assmann.com
info@assmann.com